







Greater Richmond Aquatic League 2009 Survey










1. What Club are you associated with?						
Club Name						
	Antioch	Ashcreek	Ashland	Atlee	Battlefield Green	Canterl
Please select your Club:	2.1% (16)	5.2% (40)	3.9% (30)	1.3% (10)	2.5% (19)	7.0% ()




2. Are you a			
		Response Percent	Response Count
Swimmer		7.7%	59
Parent		86.2%	661
Coach		6.1%	47
<i>answered question</i>			767
<i>skipped question</i>			0

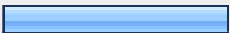



3. Was the divisional alignment (teams you swam against) beneficial to your family?			
		Response Percent	Response Count
Yes		73.8%	460
No		9.0%	56
No opinion		17.2%	107
<i>answered question</i>			623
<i>skipped question</i>			144




4. Please tell us how important each of these factors are for you in determining your opponents for 2010.						
	Strongly Disagree	Disagree	Neutral	Agree	Strongly Agree	Response Count
I only want to swim against teams near to where I live.	3.1% (19)	7.9% (48)	19.2% (116)	44.8% (271)	25.0% (151)	605
I want to swim against teams of similar size and strength regardless of how far away these teams are.	8.4% (51)	27.5% (166)	22.7% (137)	26.8% (162)	14.6% (88)	604
I want to swim against the same teams we swam against in 2009 again in 2010	3.6% (22)	8.1% (49)	41.6% (251)	30.6% (185)	16.1% (97)	604
	<i>answered question</i>					623
	<i>skipped question</i>					144

5. Please provide us with additional feedback you may have about the 2009 divisional alignment.	
	Response Count
	180
	<i>answered question</i>
	180
	<i>skipped question</i>
	587



6. Please indicate the age group(s) your swimmer(s) competed in 2009 (Coaches, select each age group):			
		Response Percent	Response Count
Mite (8 and under)		48.6%	312
Midget (competed as a 9 year old)		24.8%	159
Midget (competed as a 10 year old)		24.1%	155
Junior (competed as a 11 year old)		19.0%	122
Junior (competed as a 12 year old)		19.6%	126
Intermediate (competed as a 13 year old)		15.0%	96
Intermediate (competed as a 14 year old)		16.0%	103
Senior (competed as a 15 year old)		15.4%	99
Senior (16 or older)		18.5%	119
		<i>answered question</i>	642
		<i>skipped question</i>	125



7. Did these new time standards meet their intended goals during the regular season?			
		Response Percent	Response Count
Yes		41.3%	265
No		22.3%	143
No opinion		36.4%	234
		<i>answered question</i>	642
		<i>skipped question</i>	125



8. Did the division of the Novice group into Novice and Advanced groups have a positive impact on your swimmer (s)?			
		Response Percent	Response Count
Yes		34.4%	221
No		19.8%	127
No opinion		29.4%	189
Not Applicable (swimmer competed only as a JV or V swimmer in 2009)		16.4%	105
answered question			642
skipped question			125



9. Did the new time standards have a positive impact on the regular season?			
		Response Percent	Response Count
Yes		31.5%	202
No		26.0%	167
No opinion		42.5%	273
answered question			642
skipped question			125


10. Please provide any additional feedback you may have regarding time standards.		
		Response Count
		198
answered question		198
skipped question		569




11. Were your team's meets too long?				
			Response Percent	Response Count
Yes			32.4%	205
No			67.6%	428
			<i>answered question</i>	633
			<i>skipped question</i>	134



12. From your observations, were meets run in an efficient manner?				
			Response Percent	Response Count
Yes			93.2%	590
No			6.8%	43
			<i>answered question</i>	633
			<i>skipped question</i>	134

13. In order to shorten meets, would you like to see events removed from the meet schedule?				
			Response Percent	Response Count
Yes			23.7%	150
No			76.3%	483
			<i>answered question</i>	633
			<i>skipped question</i>	134




14. Were you satisfied with the quality of the GRAL provided meet equipment/supplies (the Starter, and ribbons)?			
		Response Percent	Response Count
Yes		97.3%	616
No		2.7%	17
		<i>answered question</i>	633
		<i>skipped question</i>	134



15. Were you satisfied with the quality of the GRAL certified officials at your meets (Referee, Strokes and Turns Judges, and Starter)?			
		Response Percent	Response Count
Yes		93.0%	589
No		7.0%	44
		<i>answered question</i>	633
		<i>skipped question</i>	134



16. Did your team participate in a community event in 2009 (ie "Go Yellow Night")?			
		Response Percent	Response Count
Yes		70.3%	445
No		15.2%	96
I don't know		14.5%	92
		<i>answered question</i>	633
		<i>skipped question</i>	134

17. Would you like to see a League-wide community event in the future (ie "Go Yellow Night" for the entire League)?			
		Response Percent	Response Count
Yes		68.9%	436
No		31.1%	197
		<i>answered question</i>	633
		<i>skipped question</i>	134

18. Please provide any additional feedback you may have regarding the regular season meets.			Response Count
			214
		<i>answered question</i>	214
		<i>skipped question</i>	553




19. Would you like to see Champs held closer to Richmond in the future?			
		Response Percent	Response Count
Yes		59.4%	376
No		13.7%	87
No opinion		26.9%	170
		<i>answered question</i>	633
		<i>skipped question</i>	134

20. Did any of your children qualify for Champs in 2009?			Response Percent	Response Count
Yes			60.5%	383
No			39.5%	250
			<i>answered question</i>	633
			<i>skipped question</i>	134



21. Did you (or your swimmer(s)) attend Champs this year?			Response Percent	Response Count
Yes			53.3%	335
No			46.7%	294
			<i>answered question</i>	629
			<i>skipped question</i>	138

22. Please rate the GMU Freedom Center facilities:							
	Poor	Needs Improvement	Average	Good	Excellent	Rating Average	Response Count
Parking	4.2% (14)	10.1% (34)	20.2% (68)	37.8% (127)	27.7% (93)	3.75	336
Size of facility	1.8% (6)	4.8% (16)	8.7% (29)	37.6% (126)	47.2% (158)	4.24	335
Cleanliness of facility	0.0% (0)	0.3% (1)	4.8% (16)	41.5% (139)	53.4% (179)	4.48	335
Functionality of facility	1.2% (4)	5.4% (18)	9.9% (33)	38.0% (127)	45.5% (152)	4.21	334
Locker rooms	0.0% (0)	0.9% (3)	14.3% (46)	47.5% (153)	37.3% (120)	4.21	322
Restrooms	0.3% (1)	1.2% (4)	12.2% (41)	43.6% (146)	42.7% (143)	4.27	335
Pool	0.0% (0)	0.3% (1)	3.9% (13)	32.6% (109)	63.2% (211)	4.59	334
Bleachers	3.0% (10)	8.0% (27)	17.3% (58)	36.0% (121)	35.7% (120)	3.93	336
Scoreboard	0.9% (3)	3.6% (12)	9.0% (30)	34.0% (113)	52.4% (174)	4.33	332
Wave pool	0.0% (0)	0.8% (2)	15.9% (41)	42.6% (110)	40.7% (105)	4.23	258
Other (please specify)							123
answered question							336
skipped question							431



23. Was reducing the number of swimmer classifications (Junior Varsity and Varsity only (no Senior Varsity)) a positive change?



		Response Percent	Response Count
Yes		21.7%	73
No		47.3%	159
No opinion		31.0%	104
		<i>answered question</i>	336
		<i>skipped question</i>	431



24. From your observations, was Champs run in an efficient manner?

		Response Percent	Response Count
Yes		85.7%	288
No		14.3%	48
		<i>answered question</i>	336
		<i>skipped question</i>	431













25. In order to shorten Champs, would you like to see events removed from the meet schedule?

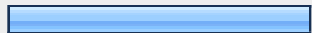


		Response Percent	Response Count
Yes		8.9%	30
NO		91.1%	306
		<i>answered question</i>	336
		<i>skipped question</i>	431

26. Were you satisfied with the quality of the GRAL provided equipment/supplies (ie Starter, and Medals)?			
		Response Percent	Response Count
Yes		97.9%	329
No		2.1%	7
		<i>answered question</i>	336
		<i>skipped question</i>	431





27. Were you satisfied with the quality of the trained officials at Champs (Referee, Strokes and Turns Judges, Starter)?			
		Response Percent	Response Count
Yes		95.5%	321
No		4.5%	15
		<i>answered question</i>	336
		<i>skipped question</i>	431



28. Please provide any additional comments regarding Champs:			Response Count
			164
		<i>answered question</i>	164
		<i>skipped question</i>	603



29. Please choose all that apply:			
		Response Percent	Response Count
What, GRAL has a website?		25.0%	157
I checked the GRAL website a few times all season.		43.5%	273
I checked the GRAL website once a week during the season.		11.3%	71
I checked the GRAL website more than once a week during the season.		13.2%	83
I visited the GRAL website to check my swimmer's(s') times.		17.7%	111
I visited the GRAL website to check our meet results.		27.1%	170
I visited the GRAL website to check on other swimmers.		9.1%	57
I visited the GRAL website to check on how other teams were doing.		16.1%	101
I visited the GRAL website to check out Triple and Quad winners.		14.5%	91
I visited the GRAL website for maps/directions to other clubs.		32.6%	205
I visited the GRAL website to contact other Teams or Board members.		12.4%	78
I visited the GRAL website to check for GRAL records or awards.		18.3%	115
		answered question	628
		skipped question	139



30. As a parent, would you use a Bulletin Board on the GRAL website to share best practices and ideas, post questions to parents, and/or provide the league with your feedback during the season?			Response Percent	Response Count
Yes			46.3%	291
No			48.1%	302
I am a Coach			5.6%	35
			answered question	628
			skipped question	139

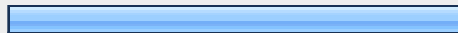

31. Please provide any other feedback you may have about the website.			Response Count
			110
			answered question
			110
			skipped question
			657

32. For my Club, I serve as:			Response Percent	Response Count
Coach			5.9%	37
Computer Rep.			2.6%	16
Other Certified Official (S&T Judge, Referee...)			21.9%	137
None of the above.			69.6%	436
			answered question	626
			skipped question	141




33. Were you satisfied with the training opportunities provided by the League for Certified Officials?			
		Response Percent	Response Count
Yes		79.0%	109
No		21.0%	29
		<i>answered question</i>	138
		<i>skipped question</i>	629

34. Were you satisfied with the quality of the training sessions?			
		Response Percent	Response Count
Yes		76.1%	105
No		23.9%	33
		<i>answered question</i>	138
		<i>skipped question</i>	629



35. Over the course of this season, did you see an improvement in certified officials?			
		Response Percent	Response Count
Yes		57.2%	79
No		42.8%	59
		<i>answered question</i>	138
		<i>skipped question</i>	629

36. As a certified official, would you use a Bulletin Board on the GRAL website to share best practices and ideas, post questions to other certified officials, and provide the league with your feedback during the season?			Response Percent	Response Count
Yes			69.6%	96
No			30.4%	42
			<i>answered question</i>	138
			<i>skipped question</i>	629




37. Please provide any other feedback you may have regarding your role as a certified official in the text box below.			Response Count
			37
			<i>answered question</i>
			<i>skipped question</i>
			730

38. How long have you been a Computer Rep. in GRAL?			Response Percent	Response Count
2009 was my first year			31.3%	5
2-5 years			50.0%	8
5+ years			18.8%	3
			<i>answered question</i>	16
			<i>skipped question</i>	751



39. Were you satisfied with the Computer Handbook, training services offered, and support provided for Computer Rep.'s?

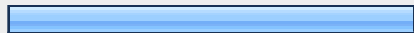

		Response Percent	Response Count
Yes		75.0%	12
No		25.0%	4
		<i>answered question</i>	16
		<i>skipped question</i>	751

40. If your team leased a GRAL laptop in 2009, were you satisfied with the laptop and accessories provided?




		Response Percent	Response Count
Yes		31.3%	5
No		12.5%	2
Our Club did not lease a GRAL laptop in 2009		56.3%	9
		<i>answered question</i>	16
		<i>skipped question</i>	751


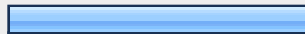

41. In 2009, a change to the meet entries process was implemented. Visiting teams were to bring their meet entries file to the meet (instead of e-mailing them to the home team the day before the met). Were you satisfied with this change?



		Response Percent	Response Count
Yes		62.5%	10
No		37.5%	6
		<i>answered question</i>	16
		<i>skipped question</i>	751



42. As a GRAL Computer Rep., would you use a Bulletin Board on the GRAL website to share best practices and ideas, post questions to Computer Rep.'s, and provide the league with your feedback during the season?			Response Percent	Response Count
Yes			62.5%	10
No			37.5%	6
			<i>answered question</i>	16
			<i>skipped question</i>	751



43. Please provide any additional feedback you may have regarding your role as GRAL Computer Rep.			Response Count	
			10	
			<i>answered question</i>	10
			<i>skipped question</i>	757



44. Please check any/all of the below that you are certified in:			Response Percent	Response Count
CPR			92.6%	25
First Aide and Lifesaving			85.2%	23
Lifeguard			74.1%	20
			<i>answered question</i>	27
			<i>skipped question</i>	740





45. Do you feel that achieving a US Swimming Certification will benefit you and your Club?			
		Response Percent	Response Count
Yes		18.9%	7
No		45.9%	17
No opinion		35.1%	13
		<i>answered question</i>	37
		<i>skipped question</i>	730



46. As a Coach, would you use a Bulletin Board on the GRAL website to share best practices and ideas, post questions to other Coaches, and provide the league with your feedback during the season?			
		Response Percent	Response Count
Yes		54.1%	20
No		45.9%	17
		<i>answered question</i>	37
		<i>skipped question</i>	730

47. Did you see an improvement in certified Officials this year?			
		Response Percent	Response Count
Yes		64.9%	24
No		35.1%	13
		<i>answered question</i>	37
		<i>skipped question</i>	730

51. Did you compete in this same age group in 2008?			
		Response Percent	Response Count
Yes		57.1%	32
No		42.9%	24
		<i>answered question</i>	56
		<i>skipped question</i>	711

52. Are you a year-round swimmer (ie YMCA, Nova, Poseidon)?			
		Response Percent	Response Count
Yes		48.2%	27
No		51.8%	29
		<i>answered question</i>	56
		<i>skipped question</i>	711




53. What is your favorite stroke?			
		Response Percent	Response Count
Backstroke		10.7%	6
Breaststroke		41.1%	23
Butterfly		25.0%	14
Freestyle		23.2%	13
		<i>answered question</i>	56
		<i>skipped question</i>	711

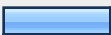


54. Do you like swimming?				
			Response Percent	Response Count
Yes		96.4%	54	
No		3.6%	2	
			<i>answered question</i>	56
			<i>skipped question</i>	711

55. Please tell us how important each of these factors are for you in determining your opponents for 2010.							
	Strongly Disagree	Disagree	Neutral	Agree	Strongly Agree	Response Count	
I only want to swim against teams near to where I live.	0.0% (0)	12.7% (7)	47.3% (26)	20.0% (11)	20.0% (11)	55	
I want to swim against teams of similar size and strength regardless of how far away these teams are.	3.6% (2)	16.4% (9)	20.0% (11)	32.7% (18)	27.3% (15)	55	
I want to swim against the same teams we swam against in 2009 again in 2010.	3.6% (2)	18.2% (10)	40.0% (22)	21.8% (12)	16.4% (9)	55	
						<i>answered question</i>	56
						<i>skipped question</i>	711



56. Please provide any additional feedback you may have regarding the division groupings in the text box below.	
	Response Count
	11
	<i>answered question</i>
	11
	<i>skipped question</i>
	756


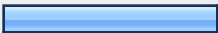
57. Please provide one answer for each category:					
	I did not compete in this division	I won more ribbons in this division	I won about the same amount of ribbons in this division	I won fewer ribbons in this division	Response Count
Novice	44.4% (24)	29.6% (16)	18.5% (10)	7.4% (4)	54
Advanced	41.8% (23)	18.2% (10)	21.8% (12)	18.2% (10)	55
Junior Varsity	36.4% (20)	18.2% (10)	21.8% (12)	23.6% (13)	55
Varsity	53.6% (30)	19.6% (11)	12.5% (7)	14.3% (8)	56
	<i>answered question</i>				56
	<i>skipped question</i>				711




58. Did you like the new time standards?			
		Response Percent	Response Count
Yes		25.0%	14
No		51.8%	29
Neutral		23.2%	13
	<i>answered question</i>		56
	<i>skipped question</i>		711


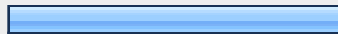

59. Did the new time standards make it easier or harder for you to qualify for Champs?			
		Response Percent	Response Count
Easier		16.1%	9
Harder		41.1%	23
No difference		42.9%	24
	<i>answered question</i>		56
	<i>skipped question</i>		711

60. If you would like, please provide us with additional feedback about the 2009 time standards in the box below.		
		Response Count
		18
	<i>answered question</i>	18
	<i>skipped question</i>	749












61. Did you qualify for Champs in 2009?			
		Response Percent	Response Count
Yes		74.5%	41
No		25.5%	14
		<i>answered question</i>	55
		<i>skipped question</i>	712

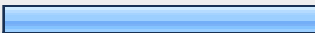

62. Did you attend Champs in 2009?			
		Response Percent	Response Count
Yes		67.3%	37
No		32.7%	18
		<i>answered question</i>	55
		<i>skipped question</i>	712

63. Would you like to see Champs held closer to home in 2010?				
			Response Percent	Response Count
Yes			38.2%	21
No			40.0%	22
No opinion			21.8%	12
			answered question	55
			skipped question	712




64. Should more swimmers be allowed to participate in Champs?				
			Response Percent	Response Count
Yes			38.2%	21
No, it is just right the way it is			50.9%	28
No, fewer swimmers should participate in Champs			10.9%	6
			answered question	55
			skipped question	712

65. Please provide any additional feedback you may have about Champs.				
			Response Count	
			17	
			answered question	17
			skipped question	750

66. Please choose all that apply:			
		Response Percent	Response Count
What, GRAL has a website?		24.1%	13
I checked the GRAL website a few times all season		51.9%	28
I checked the GRAL website once a week		14.8%	8
I checked the GRAL website more than once a week		7.4%	4
I visited the GRAL website to check my times		18.5%	10
I visited the GRAL website to check our meet results		25.9%	14
I visited the GRAL website to check on other swimmers		24.1%	13
I visited the GRAL website to check on how other teams were doing		25.9%	14
I visited the GRAL website to check out Triple and Quad winners		18.5%	10
I visited the GRAL website for maps/directions to other clubs		14.8%	8
I visited the GRAL website to check for GRAL records or awards		33.3%	18
		<i>answered question</i>	54
		<i>skipped question</i>	713

67. As a swimmer, I would like to see a Bulletin Board added to the GRAL website where I could post messages to others in the League, and provide the League with my feedback during the season.			Response Percent	Response Count
Yes			48.1%	26
No			51.9%	28
			<i>answered question</i>	54
			<i>skipped question</i>	713

68. Please provide any other feedback you may have about the website.			Response Count	
			9	
			<i>answered question</i>	9
			<i>skipped question</i>	758

69. My contact information:			Response Percent	Response Count
Name:			98.2%	218
Email Address:			98.6%	219
Phone Number:			73.4%	163
			<i>answered question</i>	222
			<i>skipped question</i>	545

70. Please provide any additional feedback you may have that was not previously covered by this survey.

		Response Count
		96
	<i>answered question</i>	96
	<i>skipped question</i>	671