

# 2009 GRAL Survey Results

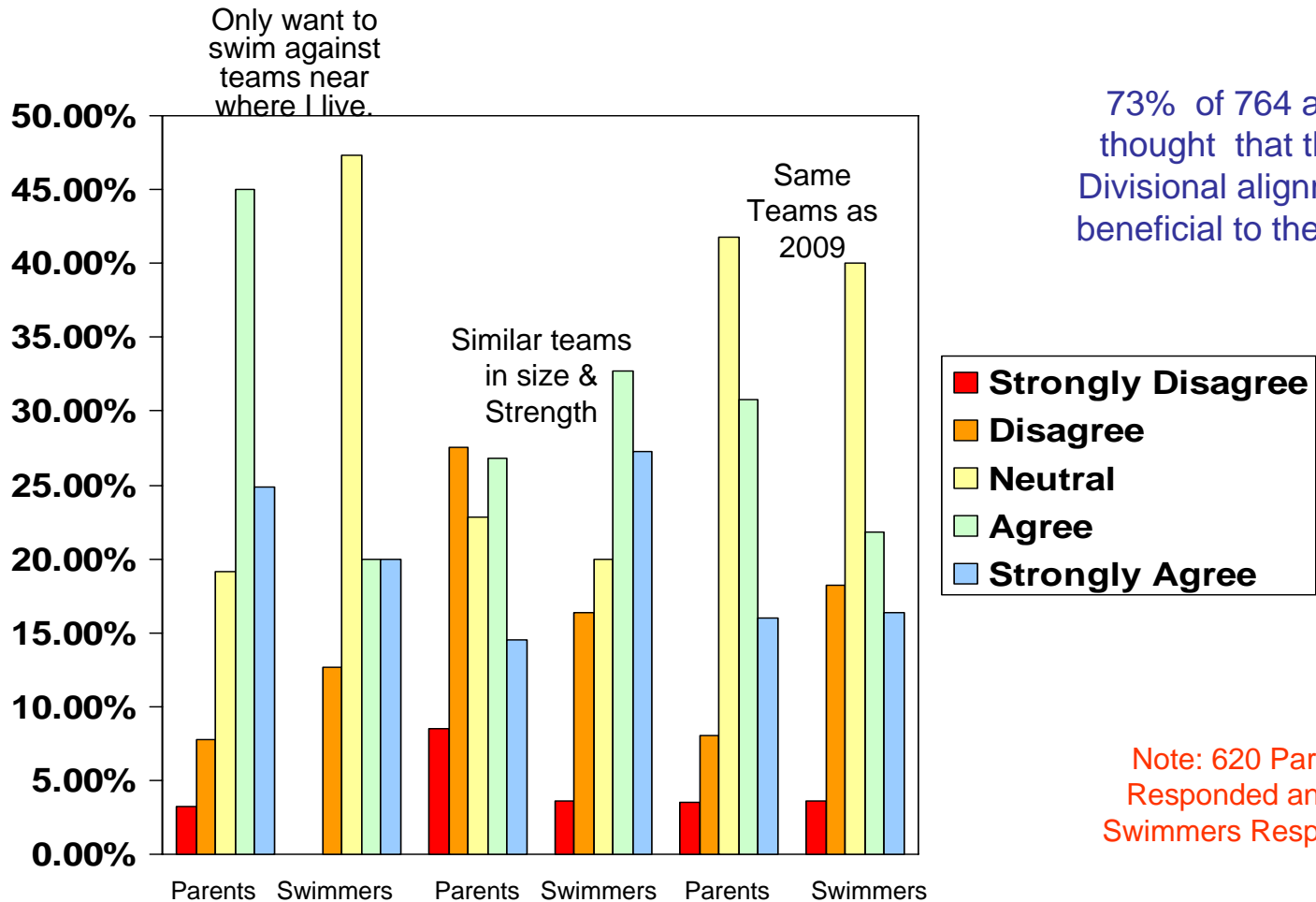
The Following information is a summary of the Data Collected from the Survey .

# Team Participation

*Total Number of People who participated in the Survey is 764.*

- Antioch 2.1% (16)
- Ashcreek 5.2% (40)
- Ashland 3.9% (30)
- Atlee 1.3% (10)
- Battlefield Green 2.5% (19)
- Canterbury 6.9% (53)
- Chestnut Oaks 4.1% (31)
- Church Run 10.2% (78)
- Colonies 1.6% (12)
- Dolphin Club .7% (5)
- Dominion Club 3.4% (26)
- Foxhall 2.6% (20)
- Hanover Country Club 2.5% (12)
- Hungary Creek 1.6% (12)
- Kings Charter 3.9% (30)
- Mechanicsville 3.1% (24)
- Milestone 5.4% (41)
- Old Church 2.2% (17)
- Pebble Creek 5.0% (41)
- Raintree 1.2% (9)
- Rockville 1.8% (14)
- Short Pump 5.9% (45)
- Tuckahoe Village 3.5% (27)
- Tuckahoe Village West 3.4% (26)
- Twin Hickory .9% (7)
- Wellesley 7.5% (57)
- Wembley 3.1% (24)
- Wyndham 4.5% (34)

# Divisional Alignment for 2009



Note: 620 Parents Responded and 56 Swimmers Responded

# Time Standards

## Regular Season

**Did the New Time Standards have a positive impact?**

35.5% Yes, 25.8% No **42.7% No Opinion**

**Did they Achieve their Intended Goals?**

**41.5% Yes**, 22.1% No 36.5% No Opinion

**Did the Advance Group have a Positive Impact on your swimmer?**

**Yes 34.6%**, No 10.7% 29.4% No Opinion and 16.3% Not Applicable

**Out of the 56 Swimmers that Responded Did you like the new time standards?**

25.0% Yes, **51.8% No**, 23.2% Neutral

## CHAMPS

**Was the reduction of swimmer classifications (JV & V) a positive Change?**

21.6% Yes, **47.4% No**, 30.9% No Opinion

**Did the New time standards make it easier or harder for you to qualify for Champs?**

56 Swimmers responded 16.1% Easier, **51.8% Harder** and 42.9% No Difference

In the Comments section of the Survey it was made **VERY** Clear that the Parents, Swimmers and Coaches want the Senior Varsity Classification Added back to the Time Standards especially with regards to Champs.

# Meets During the Season

Were the Meets too Long?

32.5% Yes **67.5% No**

Where the meets run Efficiently?

**93.3% Yes** 6.7% No

Would you like to remove events in order to shorten meets?

23.8% Yes **76.2% No**

Where you satisfied with the GRAL Certified Officials?

**93% Yes** 7.0% No

Were you satisfied with the GRAL Provided equipment (Starter and Ribbons)?

**97.3% Yes** 2.7% No

Did you team participate in a community event (i.e. Go Yellow Night)?

**70.3% Yes** 15.2% No 14.4% Did not Know

Would you like to see a League-wide community event in the future?

**68.9% Yes** 31.1% No





# Champs Information

**Would you like to see Champs held closer to Richmond?**

*Parents response* **59.5% Yes** 13.5% No 27.0% No Opinion

Of the 54 Swimmers responded 38.2% Yes **40.0% No** 21.8% No Opinion

**From your observations was Champs run in an efficient manner?**

**85.6% Yes** 14.4% No

**In Order to shorten Champs would you like to see events removed from the meet schedule?**

9.0% Yes **91.0% No**

**Were you satisfied with GRAL provided equipment (Starter and Medals)?**

**97.9% Yes** 2.1% No

**Were you satisfied with the quality of the trained officials at CHAMSP (Referee, Strokes & Turns Judges, Starter)?**

**95.5% Yes** 4.5% No


**Should more Swimmers be allowed to participate in Champs?**

54 Swimmers responded 38.2% Yes **50.9% No it is just right the way it is**, and 10.9% said fewer swimmer should participate

**The Freedom Center at George Mason University had an average of Good to Excellent rating in all categories.**



# *Coaches Responses*



**37 Coaches Responded to the Survey**

**Coaches are certified in the following:**

92.6% CPR, 85.2% First Aide & Lifesaving 74.1% Lifeguard

**Do you enter your club's meet entries into Team Manager?**

59.5% Yes 40.5% No

**Did you see an improvement in certified officials this year?**

64.9% Yes 35.1% No

**Do you feel that achieving a US Swimming Certification will benefit you and your club?**

18.9% Yes 45.9% No 35.1% No Opinion

# GRAL Certified Officials

**21.7%** Of People who responded to the survey are a Certified Official. 136 People responded to the survey.

**78.7%** Were satisfied with the training opportunities provided by the League for Certified Officials.

**75.7%** Were satisfied with the quality of the training sessions.

**57.5%** Over the course of the season saw an improvement in certified officials.

# Computer Representatives

**Out of the 16 Computer Reps that responded:**

31.3% have been a Computer Rep for one year  
50.0% have been one for 2-5 years and  
18.8% have done it for 5+ years



**75%** were satisfied with the Computer Handbook, training services provided and support.

**31.3%** were satisfied with the GRAL Laptop and accessories their team rented.  
**56.3%** have their own computers.

**62.5%** of the Computer Reps were satisfied with the Change to the meet entries process for 2009 where visiting teams bring their meet entries file to the meet (instead of emailing them the day before).

# Website

There were 625 Responses to the Survey

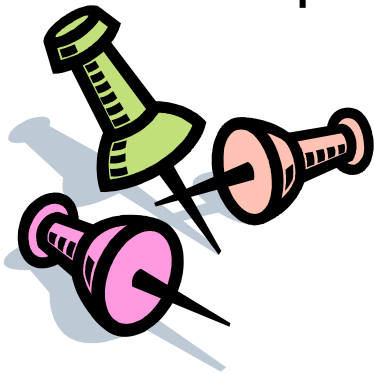
**25.1% Did not know that GRAL had a website.**

**43.4% Check the website a few times during the season.**

**The website is checked for the following:**

17.6% for swimmers times, 27.0% Meet Results, 9.1% for Other swimmer's times, 16.0% on what other teams are doing, 14.6% Triple & Quad Winners, 32.6% Maps & Directions, 12.3% Team Contacts and Board Members, 18.4% GRAL Records & Awards.

**Would you use a Bulletin Board to share best practices and idea, post questions and/or provide the league with feedback during the regular season:**



Parents 46.2% Yes **48.2% No**

Coaches **54.1% Yes** 45.9% No

Computer Rep. **62.4% Yes** 37.5% No

Certified Officials **69.9% Yes** 30.1% No

Swimmers 48.1% Yes **51.9% No**

# Swimmers


56 swimmers responded

**96.4%** of the Swimmers like swimming.

**74.5%** Qualified for Champs.

**67.3%** Attended Champs.

**51.8%** Do not swim year-round.



## Favorite Stroke:

10.7% Backstroke

**41.1% Breaststroke**

25.0% Butterfly

23.3% Freestyle

